

CB106 The Story Witnesses

Our last lesson ended with the question: “Do 18-story groups divide into 6 sets of 3 or into 3 sets of 6?” This lesson answers that question and shows how witnesses within the stories help to make the divisions.

Before discussing these witnesses, you need to prepare for what lies ahead. This lesson is simple, but its many details make it appear complex. The only way to see its simplicity is to digest every detail by following every suggestion.

These details connect like cars of a freight train. From the engine to the caboose, each car pulls the ones after it. Lose a connection between any two cars and you lose the cars from that point to the end.

A chart on Page-17 explains the witnesses that help make the divisions. I placed it near the end of this lesson so you can place it next to other parts of the lesson when needed. We will work with it now but will return to it later.

How you proceed depends on your media. Whichever you use, you need an 8 x 10 hard copy. If your copy is black and white, you can view the colors on the chart with a computer, iPhone, iPad, etc. If all you have is a black and white hard copy, the colors are spelled out; yet they are easier to see than to read. Please retrieve your copy now.

Stories - Kingdoms - Circles

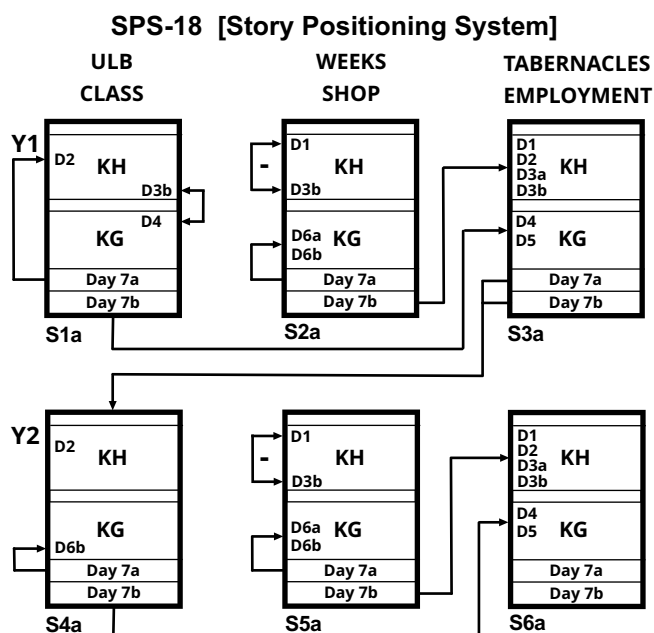
Match each statement with the chart. A1 at the top left corner is the chart number. From left to right are three columns; these show the 1st 3 bible stories after the Foundation of the World [Ge 1:1-2:7]. The name of each story is in the top line of the chart. The number of each story [S1a, S2a, S3a] is next to its text location in the 2nd line of the chart.

Each story has 2 parts, a Kingdom of Heaven [KH] and a Kingdom of God [KG]. The 3 KHs are above the yellow [gray] line; the 3 KGs are below the yellow [gray] line. Three stories of 2 kingdoms each make 6 kingdoms.

The names of the 3 KHs are under the text locations in the 3rd line of the chart. The names of the 3 KGs are in the yellow [gray] line of the chart. [Later we will see that each kingdom divides into two parts. You can view these divisions and names now. See the chart on the last page of this lesson, then return to the chart that has the circles.]

Recall what Jesus said in the Circle Bible dream: “*This is a Circle Bible. You understand what the Scriptures mean by matching the scriptures whose circles have like numbers.*” If you cannot see this chart in color, find the colors named either within or near each circle.

Complete this paragraph now, then read the text under the circle chart. That text shows the witnesses that divide the stories. When you complete that text, go to the top of the right column on this page.



In CB101, I introduced the “Story Positioning System.” What you see above is a map of the text you studied under the chart with circles. In CB105, we discussed Israel’s 3 yearly appearances. This SPS-18 map shows the 1st 2 years [Y1 and Y2] of the 6 years of visits between the Sabbath years.

This map shows 2 years of 3 visits, but after Years 1 and 2, Y1 and Y2 becomes Y3 and Y4. For the next 2 years they change to Y5 and Y6. This map shows how to divide and arrange the stories in every book that teaches doctrine.

Map-1 shows an iconic view of the first 18 stories after the Foundation of the World. It is the product of the colored circles and the SPS-18 map. Each horizontal row of stories depicts one year of visits to the tabernacle. The 1st 2 rows of stories S1a-S6a show Years 1 and 2 [Y1 and Y2]. S1b-S6b show Years 3 and 4; S1c-S6c show years 5 and 6.

A Sabbath Year, during which there are no tabernacle visits, fits between this and the next group of 18 stories. The groups of 18 followed by Sabbath Years continue toward the end of each book.

I said, “toward the end” for some books have “remnants.”

These vary in the quantity of stories, which can be figurative, plain speech, or a mixture of both. Matthew 28:1-20 is a plain speech story at the end of a figurative remnant.

Map-1 Genesis		
Walk - Fall Backward		
2:8 S1a 2:17	2:18 S2a 2:25	3:1 S3a 3:8
3:9 S4a 3:24	4:1 S5a 4:15	4:16 S6a 4:26
5:1 S1b 5:32	6:1 S2b 6:11	6:12 S3b 6:22
7:1 S4b 7:24	8:1 S5b 8:12	8:13 S6b 8:22
9:1 S1c 9:17	9:18 S2c 9:29	10:1 S3c 10:20
10:21 S4c 10:32	11:1 S5c 11:9	11:10 S6c 11:32

CB106 The Story Witnesses

Between the dialogue in Column-1 and the dialogue in Column-2 on the previous page, I explained how 6 witnesses match 3 stories in Year-1 of 18 story charts. You studied this on the chart with colored circles. But some matches in Year-2 differ from those in Year-1. [See the SPS-18 map on Page-18.]

[Here again, the 2 years in the SPS-18 map apply 3 times to every set of 6 stories that teaches doctrine. So, the differences described below are the same in every group of 18 stories.]

First, Day-7a/7b in S3a witnesses to Day-2 in S4a. Second, Day-7a of S4a witnesses to Day-6b of S4a. Third, Day-7a/7b of S6a does not witness to anything. [You should read these 3 differences again while following their arrows on the SPS-18 map.]

In my studies, I have found only 10 books that major in doctrine. Five are in the Old Testament; 5 are in the New Testament. These are Genesis, Exodus, Leviticus, Numbers, and Joshua in the OT and Matthew, Mark, Luke, John, and Acts in the NT.

I will give more instructions on dividing the scriptures in Part-3 of this study course. Now we need to learn more about how some stories help to interpret other stories.

Working with Groups of 18 Stories

Figure-1 [see Page-12 of CB105] shows the diagram for the 1st 3 stories in every group of 6 stories, as in S1a, S2a, and S3a in Map-1. That drawing shows how Steps 1 and 2 of Isaiah's Study Method works. Review Fig-1 before continuing. Now let's review Steps 1 and 2 and then see how Steps 3, 4, and 5 work.

In the column to your right, Map-1 is the product of applying Steps 1 and 2 to Ge 2:8 through Ge 11:32. The names of these steps are at the top of the map. Steps 1 and 2 formed this map by applying them 6 times, once for each horizontal set of 3 stories.

["Matching Charts" on Page-18 simplifies the details of the these steps. It shows (1) Fig-1 from CB105, (2) the SPS-18 map from Page-13, and (3), Maps 1 and 2 of the 1st group of 18 stories in the Book of Genesis.]

Review "The Matching Chart" now. Figure-1 shows Steps 1 and 2 of Isaiah's Study Method; SPS-18 shows one set of 6 stories developed by Steps 1 and 2 of Isaiah's Study Method, and Maps 1 and 2 show the products of the 5 steps.

Map-1 covers Steps 1-2; Map-2 covers Steps 4-5. Step-3 occurs between the two maps. Here is a list of the 5 steps in Isa 28:13:

1. **walk** [divide the scriptures into stories].
2. **fall backward** [move the stories into parallel positions].
3. **be broken** [break the stories apart for a rearrangement].
4. **snared** [re-arrange stories by their matching numbers].
5. **taken** [interpret the 3 stories].

The Circle Bible Study Method [CBSM] does something Isaiah's Study Method does not do. It explains how to match the stories by their numbers. It teaches the new arrangement.

Again, each group of 18 stories divides into 3 sets of 6 stories. The highlighted icons in Maps 1 and 2 show the 1st 3 of each set of 6 stories. The only need for a, b, and c is to distinguish between the 2 sets of 3 stories in each set of 6 stories. The numbers 1-6 do the matches. Now let's study the application Step3 in Isaiah's Study Method.

Map-1 Genesis			Map-2 Genesis		
<i>Walk - Fall Backward</i>			<i>Snared - Taken</i>		
2:8 S1a 2:17	2:18 S2a 2:25	3:1 S3a 3:8	2:8 S1a 2:17	5:1 S1b 5:32	9:1 S1c 9:17
3:9 S4a 3:24	4:1 S5a 4:15	4:16 S6a 4:26	2:18 S2a 2:25	6:1 S2b 6:11	9:18 S2c 9:29
5:1 S1b 5:32	6:1 S2b 6:11	6:12 S3b 6:22	3:1 S3a 3:8	6:12 S3b 6:22	10:1 S3c 10:20
7:1 S4b 7:24	8:1 S5b 8:12	8:13 S6b 8:22	3:9 S4a 3:24	7:1 S4b 7:24	10:21 S4c 10:32
9:1 S1c 9:17	9:18 S2c 9:29	10:1 S3c 10:20	4:1 S5a 4:15	8:1 S5b 8:12	11:1 S5c 11:9
10:21 S4c 10:32	11:1 S5c 11:9	11:10 S6c 11:32	4:16 S6a 4:26	8:13 S6b 8:22	11:10 S6c 11:32

B
E
B
R
O
K
E
N

Step-3 is "Be Broken." We break the 18 stories into 6 sets of 3. S1a, S2a, and S3a is the 1st set; S4a, S5a, and S6a is the 2nd set, etc., etc.

Above, see how the highlighted stories in Map-1 match to form one set of 3 stories in Map-2. Step-3 of Isaiah's Study Method tells us to break the stories apart in Map-1 and the Circle Bible Study Method tells us to put them back together by their like numbers in Map-2. Putting them back together fulfills Step-4 of Isaiah's Study Method.

Now, the name of Step-4 is Snared, i.e., trapped. In Map-1, S1a, S1b, and S1c are separated. But in Map-2, these 3 stories are together. How does putting these 3 together in Map-2 snare them?

Imagine each set of 6 stories [S1-S6] as 6 different animals in one pen. Also, the like numbered animals in each pen of 6 are the same kind. If Animal-1 in the top group is a cow, then Animal-1 in the middle and lower group is also a cow. Imagine another kind of animal [horse, mule, donkey, etc.] for the other 5 numbers and you "get the picture."

Now, suppose you own all the animals in Map-1. Then suppose a man wants to purchase the 3 cows. But you refuse to break the animals apart. If he wants the cows, he must buy

CB106 The Story Witnesses

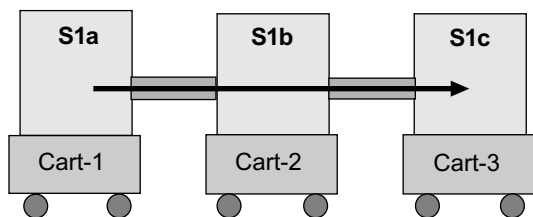
the other animals as well. But, if you break the animals apart, kind with kind, you can make the sale. You snare each animal by putting it with its own kind in a separate pen.

Taking the Prey

Step-4 of Isaiah's Study Method enables you to compare apples with apples and oranges with oranges. It does the same for each set of 3 stories. But the buyer wants to own them so he can do something with them. Taking the Prey in Step-5 of Isaiah's Study Method is like a hunter removing the captured animal to eat or to make leather from its pelt. There is "a method in his madness," and the same is true of the Bible Scholar.

My son had a dream about Snared/Taken charts. When in business selling and servicing 2-way radios, I put Base Stations on rolling carts to facilitate their repairs.

In his dream, he sees 3 Base Stations on 3 carts aligned from his left to his right. I have connected these stations with 2 electrical conduits. [Let's call them S1a, S1b, and S1c.]



I am standing in front of station S1c, pulling wires from S1a and S1b into S1c. The black arrow passing through the conduits shows the wiring passing from story S1a, through story S1b, and into story S1c.

As I pull the wires, large insects from stations S1a and S1b enter S1c. I stop pulling for a second, pick up a steak knife and stab each one. Insect removal is part of the work. The entire operation is repetitious and smooth. [End of Dream.]

In the drawing, each base station is a bible story. The wires represent [electrical] spiritual information. Pulling the wires from S1a and S1b into S1c shows me using information from stories S1a and S1b to interpret story S1c.

Insects depict words. These words are the symbols which form the parables in the stories. Killing these insects shows me interpreting the symbols in S1a and S1b and correlating their meanings with the interpretations of the symbols in S1c.

Now we are ready to see how to take prey from snares. You need to gather the 3 charts at the end of this lesson; two of which are helpers; we will take prey from Chart AG. Review these charts before continuing:

- [1] Page-17 Chart with colored circles [A1]
- [2] Page-18 The Matching Chart
- [3] Page-19 "AG," so named to distinguish from Chart A1.

First, I will explain two procedures that will take prey from snares. You must use both for complete success, but you should use, or at least try, one before the other. Let's name these procedures "A" and "B."

Procedure "A" works with each entire story. You determine each theme and name the stories according to their themes. Then you use the theme of S1a to help interpret the theme of S1b. Next, you use those 2 themes to help interpret the theme of S1c.

In Chart AG, read each story, decide its theme, and name the stories. The line above the 1st horizontal row of scriptures shows the name I gave each story.

For example, "The man in the Garden" works for the story S1a. The more accurate the name, the easier it is to open the snare and take the prey. But I cannot know how accurate this name is until the Lord opens my eyes wide enough to see the prey [2Pe 1:20].

Procedure "B" works with the creative days one at a time. In this scenario, the conduits first connect from D1 of S1a [Ge 2:8] to D1 of S1b [Ge 5:1-2] to D1 of S1c [Ge 9:1]. Find each of these on your AG chart. [This process repeats through D6b.]

These are the events for Day-1 [D1]: In Ge 2:8, God put the man in the garden. In Ge 5:1-2, the man becomes the 1st page of the book of the generations of Adam. And in Ge 9:1, Noah, the 10th generation of Adam, has 3 sons. These sons in S1c are the fruit of Adam in the garden [S1a] and of the generations of Adam [S1b].

Now, the names stories S1a and S1b are compatible. The man in the garden is the 1st page in the book of Adam. But the name of the story S1c relates to an avenger. The story begins with 3 sons of Adam via Noah, but the story theme is about revenge. This name is not compatible with the names of the 1st 2 stories. But each name matches its story's theme.

Yet stories S1a and S1b should relate to story S1c in ways that teach doctrine conventional study methods cannot do. The answer lies in some events within this story, the scriptural setting of the avenger story, and the meaning of the flood, which was the reason for the ark.

First, after the avenging of blood in this story, God established a covenant with Noah and his sons. He also gave Noah a token of this covenant [rainbow] which confirms that that another flood to destroy the earth will never happen. [In the preceding story the flood ends, and Noah and his sons leave the ark [Ge 8:13-22].

Those events set the time; the flood reveals the time. The flood depicts Moses' law, added to the Law of Commandments because of transgressions [Ga 3:19]. Moses' law ended at the Cross; so, story S1c in AG began on Pentecost when the Holy Spirit came down to fulfill the law.

CB106 The Story Witnesses

As the "Spirit of the Word" became flesh when Jesus came to earth, His entire person became the Holy Spirit [1Co 3:17] after He returned to heaven. And when He became Spirit, He became the "Last Adam" Who is also the angel of death Who avenges the blood of the brethren [Ge 9:5-6; 1Co 11:27].

Seeing how the principal figure in this story is "The Last Adam," He becomes the name of this story. Because "The Last Adam" is the name of this 3rd story, "The First Adam" must be the name of the 1st story and "The Second Adam" must be the name of the 2nd story.

Consider each name and read its story again as see how easily the 3 names agree with the content of each story. But this does not annul the names given to each story earlier. Instead, we see each name applying more to Days 1 and 2 and less to the remainder of the story in Days 3a through D6b. Check this out in S1a and S1b.

To Be Continued

There is more to know about witnesses that divide scriptures into stories. This includes doctrine and history related as well as plain speech books. But this must wait for Part-3 of this course.

al milligan

16 ©

FPD 11/20/20

LPD 11/15/22

CB106 The Story Witnesses

A	The Man in the Garden	The Woman in the Garden	The Deception and the Fall
1	S1a 2:8-17 = 10	S2a 2:18-25 = 8	S3a 3:1-8 = 8
	Eden & Four kinds of Trees	Man needs an Help Meet	The Crafty Serpent
D 1	Ge 2:8 ¶ And the LORD God planted a garden eastward in Eden; & there he put the man whom he had formed. Red	Ge 2:18 ¶ And the LORD God said, [It is] not good that the man should be alone; I will make him an help meet for him. Violet	Ge 3:1 ¶ Now the serpent was more subtil than any beast of the field which the LORD God had made. Blue
D 2	Ge 2:9 And out of the ground made the LORD God to grow every tree that is pleasant to the sight, & good for food; the tree of life also in the midst of the garden, & the tree of knowledge of good & evil. Red	Ge 2:19 And out of the ground the LORD God formed every beast of the field, & every fowl of the air; & brought [them] unto Adam to see what he would call them:	Ge 3:1 And he said unto the woman, Yea, hath God said, Ye shall not eat of every tree of the garden? 3:2 And the woman said unto the serpent, We may eat of the fruit of the trees of the garden: 3:3 But of the fruit of the tree which [is] in the midst of the garden, God hath said, Ye shall not eat of it, neither shall ye touch it, lest ye die.
3	Ge 2:10 And a river went out of Eden to water the garden;	Ge 2:19 and whatsoever Adam called every living creature, that [was] the name thereof.	Ge 3:4 And the serpent said unto the woman, Ye shall not surely die:
D 3 b	Ge 2:10 and from thence it was parted, & became into four heads. Orange	Ge 2:20 And Adam gave names to all cattle, & to the fowl of the air, & to every beast of the field: but for Adam there was not found an help meet for him. Violet	Ge 3:5 For God doth know that in the day ye eat thereof, then your eyes shall be opened, & ye shall be as gods, knowing good & evil.
Rivers 1-4; Lands 1-3 Making the man's Help Meet The Temptation & Fall			
D 4	Ge 2:11 The name of the 1st [is] Pison: that [is] it which compasseth the whole land of Havilah, where [there is] gold; 12 And the gold of that land [is] good: there [is] bdellium & the onyx stone. Orange	Ge 2:21 ¶ And the LORD God caused a deep sleep to fall upon Adam, & he slept: & he took one of his ribs, & closed up the flesh instead thereof;	Ge 3:6 ¶ And when the woman saw that the tree [was] good for food, & that it [was] pleasant to the eyes, & a tree to be desired to make [one] wise, Green
D 5	Ge 2:13 And the name of the 2nd river [is] Gihon: the same [is] it that compasseth the whole land of Ethiopia.	Ge 2:22 And the rib, which the LORD God had taken from man, made he a woman, & brought her unto the man.	Ge 3:6 she took of the fruit thereof, & did eat, & gave also unto her husband with her, & he did eat.
D 6 a	Ge 2:14 And the name of the 3rd river [is] Hiddekel: that [is] it which goeth toward the east of Assyria. And the 4th river [is] Euphrates	Ge 2:23 And Adam said, This [is] now bone of my bones, & flesh of my flesh: she shall be called Woman, because she was taken out of Man. Cyan	Ge 3:7 And the eyes of them both were opened, & they knew that they [were] naked; and they sewed fig leaves together, & made themselves aprons.
D 6 b	Ge 2:15 And the LORD God took the man, & put him into the garden of Eden to dress it & to keep it	Ge 2:24 Therefore shall a man leave his father & his mother, & shall cleave unto his wife: & they shall be one flesh.	Ge 3:8 And they heard the voice of the LORD God walking in the garden in the cool of the day:
D 7 a	Ge 2:16 ¶ And the LORD God commanded the man, saying, Of every tree of the garden thou mayest freely eat: Red	Ge 2:25 And they were both naked, the man and his wife Cyan	Ge 3:8 And they heard the voice of the LORD God walking in the garden in the cool of the day:
D 7 b	Ge 2:17 But of the tree of the knowledge of good & evil, thou shalt not eat of it: for in the day that thou eatest thereof thou shalt surely die. Green	Ge 2:25 and were not ashamed. Blue	Black Ge 3:8 amongst the trees of the garden.

Every story divides into one Kingdom of Heaven [KH] and one Kingdom of God [KG]. The stories in this chart [A1] are S1a, S2a, and S3a. Their KHs are above the yellow [gray] bar; their KGs are below the yellow [gray] bar. 3 KH + 3 KG = 6 kingdoms.

Six pairs of like colored circles show these witnesses. These are red, orange, green, violet, cyan and blue. The black circle witnesses to the 1st KH in the next set [A2] of stories [S1b]. [You will need to use a computer, your phone, or a color print-out to see these colors.]

[Red] One witness confirms each KH and one witness confirms each KG. D7a and D7b in S1a are 2 of the 6 witnesses and D7a and D7b in S2a provide 2 of the 6 witnesses.

[Orange] In S1a, every tree in D7a witnesses via every tree in D2 [KH of S1a]. Also, in S1a, four heads in D3b witnesses to the 1st [head is] Pison in D4. [KH of S1a].

[Green] In S1a, thou shalt not eat in D7b witnesses via he did eat in D5 of S3a [KG of S3a].

[Violet] In S2a, I will make him an help meet in D1 witnesses via not found an help meet of D3b [KH for S2a - has witness within itself].

[Cyan] In S2a, man and his wife in D7a witnesses via man & wife in D6b [KG of S2a].

[Blue] In S2a, not in D7a witnesses to nothing in S3a D1-D3b. When not, nor, but or any other negative word appears in a witness do not expect to find words that match. These have no witnesses.

These stories are like training wheels. Their witnesses are so easy to see you cannot get them wrong. But the wheels come off after this. Some are easy to see; others are invisible to students who lack an extensive knowledge of symbol meanings.

Matching Charts

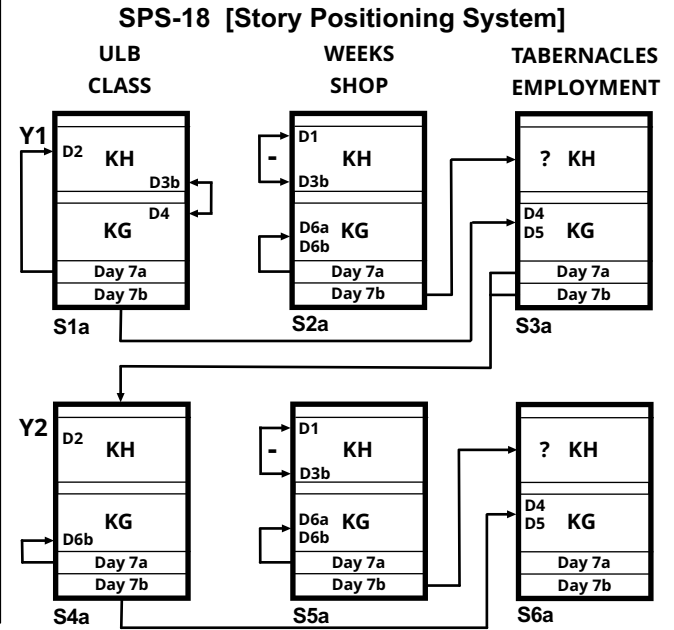
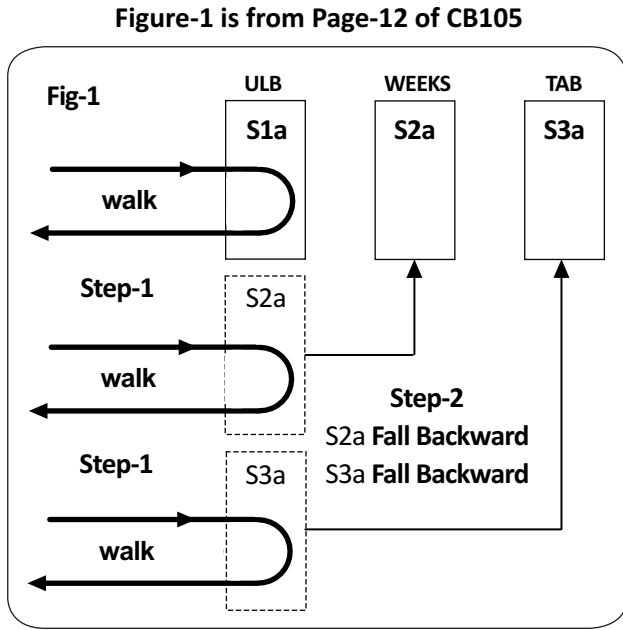


Figure-12 applies 6 times to each group of 18 stories.

The Circle Bible Study Method applies 6 times to each group of 18 stories.

Step-3 of Isaiah's Study Method applies once between Step-2 and Step-4

Map-1 Genesis		
<i>Walk - Fall Backward</i>		
2:8 S1a 2:17	2:18 S2a 2:25	3:1 S3a 3:8
3:9 S4a 3:24	4:1 S5a 4:15	4:16 S6a 4:26
5:1 S1b 5:32	6:1 S2b 6:11	6:12 S3b 6:22
7:1 S4b 7:24	8:1 S5b 8:12	8:13 S6b 8:22
9:1 S1c 9:17	9:18 S2c 9:29	10:1 S3c 10:20
10:21 S4c 10:32	11:1 S5c 11:9	11:10 S6c 11:32

Apply Steps 1 and 2.

Apply Steps 1 and 2.

Apply Steps 1 and 2.

Apply Steps 1 and 2.

Apply Steps 1 and 2.

Apply Steps 1 and 2.

B
E

B
R
O
K
E
N

Match like numbered Stories

Match like numbered Stories

Match like numbered Stories

Match like numbered Stories

Match like numbered Stories

Match like numbered Stories

Map-2 Genesis		
<i>Snared - Taken</i>		
2:8 S1a 2:17	5:1 S1b 5:32	9:1 S1c 9:17
2:18 S2a 2:25	6:1 S2b 6:11	9:18 S2c 9:29
3:1 S3a 3:8	6:12 S3b 6:22	10:1 S3c 10:20
3:9 S4a 3:24	7:1 S4b 7:24	10:21 S4c 10:32
4:1 S5a 4:15	8:1 S5b 8:12	11:1 S5c 11:9
4:16 S6a 4:26	8:13 S6b 8:22	11:10 S6c 11:32

The Three Adams			
A	The First Adam	The Second Adam	The Last Adam
G	S1a 2:8-17 = 10	S1b 5:1-32 = 32	S1c 9:1-17 = 17
	The man in the Garden	The Book of Adam	The Avenger & the Covenant
D 1	Ge 2:8 ¶ And the LORD God planted a garden eastward in Eden; & there he put the man whom he had formed.	Ge 5:1 ¶ This [is] the book of the generations of Adam. In the day that God created man, in the likeness of God made he him; 5:2 Male & female created he them; & blessed them, & called their name Adam, in the day when they were created.	Ge 9:1 ¶ And God blessed Noah & his sons, & said unto them, Be fruitful, & multiply, & replenish the earth.
D 2	Ge 2:9 And out of the ground made the LORD God to grow every tree that is pleasant to the sight, & good for food; the tree of life also in the midst of the garden, & the tree of knowledge of good & evil.	Ge 5:3 And Adam lived an <u>100 & 30 years</u> , & <u>begat</u> [a son] in his own likeness, after his image; & called his name Seth :	Ge 9:2 And the fear of you & the dread of you shall be upon every beast of the earth, & upon every fowl of the air, upon all that moveth [upon] the earth, & upon all the fishes of the sea; into your hand are they delivered.
	The River of Eden	Enos - Cainan - Mahalaleel	The Avenging of Blood
D 3 a	Ge 2:10 And a river went out of Eden to water the garden;	Ge 5:6 ¶ And Seth lived an <u>100 & 5 years</u> , & begat Enos :	Ge 9:3 Every moving thing that liveth shall be meat for you; even as the green herb have I given you all things. 9:4 But flesh with the life thereof, [which is] the blood thereof, shall ye not eat. 9:5 And surely your blood of your lives will I require; at the hand of every beast will I require it, & at the hand of man; at the hand of every man's brother will I require the life of man. 9:6 Whoso sheddeth man's blood, by man shall his blood be shed: for in the image of God made he man.
D 3 b	Ge 2:10 and from thence it was parted, & became into four heads.	Ge 5:9 And Enos lived 90 years, & begat Cainan :	Ge 9:7 And you, be ye fruitful, & multiply; bring forth abundantly in the earth, & multiply therein.
	Rivers 1-2; Lands 1-2	Mahalaleel - Jared - Enoch	Covenant of no more Flood
D 4	Ge 2:11 The name of the first [is] Pison : that [is] it which compasseth the whole land of Havilah , where [there is] gold; 12 And the gold of that land [is] good: there [is] bdellium & the onyx stone.	Ge 5:12 And Cainan lived 70 years, & begat Mahalaleel :	Ge 9:8 ¶ And God spake unto Noah, & to his sons with him, saying, 9:9 And I, behold, I establish my covenant with you, & with your seed after you; 10 And with every living creature that [is] with you, of the fowl, of the cattle, & of every beast of the earth with you; from all that go out of the ark, to every beast of the earth.
D 5	Ge 2:13 And the name of the second river [is] Gihon : the same [is] it that compasseth the whole land of Ethiopia.	Ge 5:15 And Mahalaleel lived 60 & 5 years, & begat Jared :	Ge 9:11 And I will establish my covenant with you; neither shall all flesh be cut off any more by the waters of a flood; neither shall there any more be a flood to destroy the earth.
	Rivers 3-4; Land - 3	Enoch - Lamech - Noah	The Rainbow Covenant
D 6 a	Ge 2:14 And the name of the third river [is] Hiddekel : that [is] it which goeth toward the east of Assyria.	Ge 5:18 And Jared lived an 160 & 2 years, & he begat Enoch :	Ge 9:12 ¶ And God said, This [is] the token of the covenant which I make between me & you & every living creature that [is] with you, for perpetual generations: 13 I do set my bow in the cloud, & it shall be for a token of a covenant between me & the earth. 14 And it shall come to pass, when I bring a cloud over the earth, that the bow shall be seen in the cloud:
D 6 b	Ge 2:14 And the fourth river [is] Euphrates . 15 And the LORD God took the man, & put him into the garden of Eden to dress it & to keep it.	Ge 5:21 ¶ And Enoch lived 60 & 5 years, & begat Methuselah :	Ge 9:15 And I will remember my covenant, which [is] between me & you & every living creature of all flesh; & the waters shall no more become a flood to destroy all flesh. 16 And the bow shall be in the cloud; & I will look upon it, that I may remember the everlasting covenant between God & every living creature of all flesh that [is] upon the earth.
7 a	Ge 2:16 ¶ And the LORD God commanded the man, saying, Of every tree of the garden thou mayest freely eat:	Ge 5:25 ¶ And Methuselah lived an 180 & 7 years, & bg Lamech .	Ge 9:17 And God said unto Noah, This [is] the token of the covenant,
7 b	Ge 2:17 But of the tree of the knowledge of good & evil, thou shalt not eat of it: for in the day that thou eatest thereof thou shalt surely die.	Ge 5:28 ¶ And Lamech lived an 180 & 2 years, & begat a son: 29 And he called his name Noah , 32 And Noah was 500 years old: & Noah begat Shem , Ham , & Japheth .	Ge 9:17 which I have established between me & all flesh that [is] upon the earth.